


1. Are you currently an allotment plot holder in Brighton & Hove (including co-workers)


		Response Percent	Response Count
Yes		100.0%	809
No, I used to be a plot holder but am not now (please leave your email as we have a different survey for you)		0.0%	0
No (This survey is for plot holders only - however, you can still feed your views on the allotment strategy by providing us with an email address below so we can contact you at a later date)		0.0%	0

Email address 323

answered question 809

skipped question 0

2. Is your plot a community plot?

























		Response Percent	Response Count
No		100.0%	809
Yes (This survey is designed for individuals, please give us your email as we have a slightly different version of this survey for you)		0.0%	0














Email 16

answered question 809




skipped question 0

3. Which site is your allotment?






		Response Percent	Response Count
Chates Farm		0.6%	5
Camp		6.3%	50
Charltons		0.1%	1
Coldean		1.8%	14
Craven Vale		6.2%	49
Craven Estate		0.1%	1
Eastbrook		3.4%	27
Falmer		0.1%	1
Foredown		0.8%	6
Hildesland		0.8%	6
Hoggs Platt		0.6%	5
Hoggs Platt Extension		0.4%	3
Horsdean		1.3%	10
Keston		3.3%	26
Lark Hill		0.5%	4
Lower Roedale		6.7%	53
Manton Road		0.3%	2
Mile Oak		1.6%	13
Moulsecoomb Estate		6.0%	48
Moulsecoomb Place		0.6%	5
North Nevill		4.2%	33
Old Water Works (owned by Southern Water)		1.1%	9
Ovingdean		0.3%	2
Pankhurst		0.5%	4

Patcham Court		0.6%	5
Peacock Lane		0.4%	3
Race Hill		2.5%	20
Roedale Valley		11.9%	95
St. Louie Home		2.5%	20
St. Marks		0.1%	1
Tenantry Down		8.7%	69
Thompson Road		1.5%	12
Walpole Road		1.4%	11
Waverley		0.1%	1
Weald		14.0%	111
Whitehawk Hill		7.9%	63
Windmill Hill		0.9%	7
answered question			795
skipped question			14



4. Is your plot adapted for access / limited mobility?

		Response Percent	Response Count
Yes (Council adapted)		3.6%	28
Yes (I have made adaptations myself)		2.4%	19
No		94.0%	734
answered question			781
skipped question			28

5. Do you get a concession rate (25% discount) for your allotment?

		Response Percent	Response Count
No		70.1%	564
Yes, I am 60 years of age or older		25.6%	206
Yes, I am a full-time student		0.5%	4
Yes, I am in receipt of long-term disability allowance		1.7%	14
Yes, my majority income is derived from benefits such as income support		2.1%	17
	Other (please specify)		28
		answered question	805
		skipped question	4

6. Did you know that as a plot holder you are automatically a member of the Allotment Federation?

		Response Percent	Response Count
Yes		65.0%	516
No		35.0%	278
		answered question	794
		skipped question	15

7. Who uses your plot with you? (tick all that apply)

		Response Percent	Response Count
No-one – just me		25.9%	200
Partner		51.5%	398
My child(ren)		20.7%	160
Other family member(s)		9.4%	73
Co-worker(s)		22.5%	174
	Other (please specify)		36
answered question			773
skipped question			36

8. In total how many people regularly use your plot?

		Response Percent	Response Count
1		29.5%	231
2		45.3%	354
3		13.8%	108
4		8.4%	66
5		1.8%	14
6 or more		1.2%	9
answered question			782
skipped question			27

9. Most plots are either 250m2 (10 rods often referred to as a full plot) or 125m2 (5 rods often referred to as a half plot). In 2012/13 allotments costs 28p per m2. This was £70 for a full plot and £35 for a half plot. This price currently includes the land rent (m²), water, security & fencing, basic maintenance and administration






	1	2	3	4	Rating Count
How many 250m2 (full) plots do you have?	91.9% (251)	8.1% (22)	0.0% (0)	0.0% (0)	273
How many 125 m2 (half) plots do you have?	96.0% (462)	3.7% (18)	0.0% (0)	0.2% (1)	481
If you do not have standard sized plots please tell us what size your plot is					65

answered question	745
skipped question	64

10. How would you rate the amount of land you have for your current needs?

		Response Percent	Response Count
Too big		1.8%	14
Too small		15.8%	125
Right amount		82.4%	653
answered question			792
skipped question			17

11. Do you expect your needs to change over the next 5 years? (tick all that apply)

		Response Percent	Response Count
No		65.3%	516
Yes I might want a bigger space		28.1%	222
Yes I might want a smaller space		3.4%	27
Yes I might want a limited mobility space		0.9%	7
Yes I might want a co-worker		5.7%	45
answered question			790
skipped question			19

12. Do you think the cost of your allotment is:

	Very poor value for money	Poor value for money	About right	Good value for money	Excellent value for money	Rating Average	Rating Count
	0.8% (6)	7.3% (58)	46.1% (366)	24.1% (191)	21.8% (173)	3.59	794
answered question							794
skipped question							15

13. How confident do you feel about growing food on your allotment?

	Not confident				Very confident	Rating Average	Rating Count
	0.1% (1)	3.0% (22)	19.3% (142)	36.5% (268)	41.0% (301)	4.15	734
answered question							734
skipped question							75

14. Averaging it out over the year approx what proportion of your fruit and vegetable consumption comes from your allotment.

		Response Percent	Response Count
Up to 1/4		47.2%	370
Between 1/4 and 1/2		29.7%	233
Between 1/2 and 3/4		16.7%	131
Over three-quarters		6.4%	50
answered question			784
skipped question			25








15. How do you usually get to your plot?

		Response Percent	Response Count
Car		46.8%	361
Walk		36.7%	283
Bicycle		10.0%	77
Bus		5.3%	41
Train		0.1%	1
Taxi		0.1%	1
Get a lift from someone		1.0%	8
Other (please specify)			42
answered question			772
skipped question			37







16. Approx how many hours a week do you and the people that work your plot with you spend on your allotment in total?

	Less than 3	4-6	7-10	11-14	15-18	19-22	More than 22 hours	Rating Count
During spring	4.9% (38)	30.3% (236)	30.3% (236)	15.9% (124)	10.7% (83)	3.9% (30)	4.0% (31)	778
During summer	4.8% (37)	24.2% (187)	27.6% (213)	20.2% (156)	13.0% (100)	4.7% (36)	5.6% (43)	772
During autumn	11.7% (88)	37.5% (282)	25.8% (194)	13.7% (103)	5.6% (42)	2.9% (22)	2.7% (20)	751
During winter	48.3% (363)	30.6% (230)	13.3% (100)	3.9% (29)	1.6% (12)	1.3% (10)	1.1% (8)	752
answered question								786
skipped question								23

17. How many years have you had a plot on this site?

		Response Percent	Response Count
Less than 1 year		17.7%	140
1 to 2 years		16.9%	133
3 to 4 years		26.5%	209
5 to 10 years		23.7%	187
11 to 15 years		8.7%	69
16 to 20 years		1.4%	11
More than 20 years		5.1%	40
answered question			789
skipped question			20

18. How long did you wait for a plot?

		Response Percent	Response Count
Less than 1 year		14.9%	70
1 to 2 years		34.2%	161
3 to 4 years		34.2%	161
5 to 6 years		7.2%	34
More than 6 years		3.8%	18
I can't remember		5.7%	27
answered question			471
skipped question			338




19. When you were offered a plot how confident did you feel about getting started

	Not confident			Very confident	Rating Average	Rating Count
	8.0% (38)	16.1% (76)	31.9% (151)	24.7% (117)	19.2% (91)	3.31
answered question						473
skipped question						336




20. Looking back what do you wish you had known when you started or what would have helped in the first year?

	Response Count
	308
answered question	308
skipped question	501




21. When you were on the waiting list would you have been happy to be contacted annually to check you were still interested and taken off the list if you didn't reply?

		Response Percent	Response Count
Yes		92.3%	434
No		4.5%	21
Don't know		3.2%	15
Any comments on this idea?			120
answered question			470
skipped question			339




22. Whilst on the waiting list would you like to have been offered co-working sites?

		Response Percent	Response Count
Yes		45.8%	214
No		49.3%	230
I was		4.9%	23
answered question			467
skipped question			342

23. Whilst on the waiting list would you like to have been offered information about growing on a community plot?

		Response Percent	Response Count
Yes		56.0%	263
No		41.9%	197
I was		2.1%	10
answered question			470
skipped question			339

24. Whilst on the waiting list would you have liked to have been offered opportunities to learn about growing on an allotment?

		Response Percent	Response Count
Yes		77.0%	362
No		21.1%	99
I was		2.3%	11
answered question			470
skipped question			339

25. Any other thoughts about being a new plot holder?

	Response Count
	165
answered question	165
skipped question	644

26. Thinking about new plot holders. Please say the extent to which you agree or disagree with these statements

	Strongly Disagree	Disagree	Neither	Agree	Strongly Agree	Rating Average	Rating Count
There should be a probationary period for new plot holders	6.3% (48)	13.6% (104)	11.3% (87)	43.3% (332)	25.6% (196)	3.68	767
More should be done to inform people on the waiting list about what is involved in growing on an allotment	0.7% (5)	3.8% (29)	9.8% (75)	50.8% (390)	34.9% (268)	4.16	767
As an experienced grower I would be willing to support new growers	2.0% (15)	10.7% (79)	34.5% (254)	44.8% (330)	7.9% (58)	3.46	736
As a new grower I would have liked the support of an experienced grower	3.2% (22)	13.0% (90)	29.8% (207)	41.6% (289)	12.4% (86)	3.47	694

Any other thoughts about the waiting list / new plot holders? 329

answered question 776

skipped question 33

27. A key issue for the strategy is plot sizes. Since 2009 it has been the policy of the Council to only let 125m2 plots (half plots). One suggestion for the strategy is that there should be a choice of plot sizes - from 70m2 (a quarter plot) to 250m2 (a full plot) Please say the extent to which you disagree or agree with the following statements:

	Strongly Disagree	Disagree	Neither	Agree	Strongly Agree	Rating Average	Rating Count
People joining the waiting list should have a choice of plot sizes	4.8% (37)	9.1% (70)	9.4% (72)	50.8% (391)	25.9% (199)	3.84	769
Current plot holders should have the opportunity to change plot size	1.1% (8)	1.1% (8)	6.2% (47)	58.6% (445)	33.2% (252)	4.22	760

Please give reasons for your answers if you wish 296








answered question 771

skipped question 38

28. Which of the following activities do you do on your plot?

	A lot of the time	Some of the time	None of the time	Rating Average	Rating Count
Growing fruit / veg	96.5% (746)	3.5% (27)	0.0% (0)	1.03	773
Relaxing outdoors / BBQs / picnics	7.8% (54)	50.3% (346)	41.9% (288)	2.34	688
Growing flowers	25.3% (183)	55.1% (398)	19.5% (141)	1.94	722
As a play / outdoor space for children	4.0% (26)	19.8% (129)	76.2% (495)	2.72	650
			Other (please specify)		98
			answered question		773
			skipped question		36

29. Which of the following environmentally friendly things do you do? (tick all that apply)

		Response Percent	Response Count
Water harvesting		65.8%	507
Garden in ways that reduce water use		56.4%	435
Make my own compost		94.8%	731
Encourage wildlife (eg ponds, hedges, log piles)		64.6%	498
Plant flowers to attract pollinators		77.8%	600
Grow organically		74.1%	571
Minimise the use of chemicals		82.5%	636
		Other (please specify)	104
		answered question	771
		skipped question	38

30. What do you think are the benefits of having an allotment? Please state the extent to which you disagree or agree with the following comments:

	Strongly Disagree	Disagree	Neither	Agree	Strongly Agree	Rating Average	Rating Count
I'm able to eat healthy food	0.4% (3)	0.5% (4)	1.4% (11)	32.3% (249)	65.4% (505)	4.62	772
My food is grown with low environmental impact	0.5% (4)	0.0% (0)	5.4% (41)	35.7% (273)	58.4% (447)	4.52	765
It saves me money on my food bill	1.8% (14)	10.7% (82)	20.8% (159)	36.4% (278)	30.1% (230)	3.82	763
I'm am more aware of nature and the environment	0.4% (3)	1.4% (11)	8.1% (62)	42.3% (322)	47.7% (363)	4.35	761
I can meet and socialise with people of different ages and backgrounds	1.3% (10)	5.1% (39)	18.2% (139)	49.3% (376)	26.1% (199)	3.94	763
To improve mental health / provide stress relief	0.5% (4)	1.3% (10)	5.1% (39)	39.3% (302)	53.8% (413)	4.45	768
General exercise	0.5% (4)	0.3% (2)	3.1% (24)	45.7% (348)	50.4% (384)	4.45	762
					Other (please specify)		113
					answered question		774
					skipped question		35












31. In general would you say your health is....

		Response Percent	Response Count
Excellent		19.4%	150
Very good		42.5%	328
Good		26.2%	202
Fair		7.6%	59
Poor		1.6%	12
Don't wish to say		2.7%	21
answered question			772
skipped question			37

32. Overall, to what extent do you feel having an allotment is an important factor in your health? Where 1 is not at all important and 10 is very important

	Not at all important	2	3	4	5	6	7	8	9	Very important
	0.4% (3)	0.1% (1)	0.9% (7)	1.2% (9)	2.1% (16)	3.9% (30)	17.3% (133)	19.4% (149)	11.2% (86)	43.5% (338)
answered question										772
skipped question										37

33. Over the last three years have you experienced any of the following problems? Tick all that apply

		Response Percent	Response Count
Problem with other tenants behaviour		19.2%	117
Problems around accessing shared water		25.0%	152
Weeds spreading from other people's plots		63.5%	386
Damage from strimmers / hedge cutters		3.3%	20
Broken locks on access gates		30.6%	186
Theft		33.4%	203
Arson		4.9%	30
Damage / vandalism		32.6%	198
Felt unsafe/vulnerable		8.4%	51
Cars blocking access routes		18.3%	111
Dogs damaging or fouling your plot		19.9%	121
	Other (please specify)		140
		answered question	608
		skipped question	201

34. Do you have any suggestions to improve security?

	Response Count
	227
answered question	227
skipped question	582




35. Please say the extent to which you disagree or agree with the following statements?

	Strongly Disagree	Disagree	Neither	Agree	Strongly Agree	Rating Average	Rating Count
I think my site is a friendly place	0.7% (5)	0.7% (5)	4.6% (35)	57.4% (441)	36.7% (282)	4.29	768
I feel that I belong to a community on my site	0.9% (7)	4.3% (33)	23.0% (175)	51.0% (389)	20.7% (158)	3.86	762
I make sure I welcome new plot holders	0.1% (1)	0.3% (2)	15.8% (119)	55.9% (422)	27.9% (211)	4.11	755
answered question							769
skipped question							40

36. Do you have any suggestions for improved facilities on your site?

	Response Count
	296
answered question	296
skipped question	513

37. How many times in the last three years have you been given a weed notice, non cultivation notice or other notice about rules

	Response Percent	Response Count
0 	69.1%	519
1-5 	30.6%	230
More than 5 	0.3%	2
answered question		751
skipped question		58

38. Please say the extent to which you disagree or agree with the following statements?

	Strongly Disagree	Disagree	Neither	Agree	Strongly Agree	Rating Average	Rating Count
I think it's fair that the rules state how the plot should be used	1.3% (10)	6.5% (49)	9.5% (72)	56.1% (426)	26.6% (202)	4.00	759
It annoys me if I see empty plots they should be put to better use	0.8% (6)	1.5% (11)	8.8% (66)	39.5% (298)	49.5% (373)	4.35	754
It takes too long to evict people who aren't working their plots	1.3% (10)	5.0% (37)	29.2% (218)	28.3% (211)	36.2% (270)	3.93	746
answered question							760
skipped question							49




39. Please could you suggest any allotment rules that you would change or add any comments about the way the rules are managed:

	Response Count
	298
answered question	298
skipped question	511

40. Please say the extent to which you disagree or agree with the following statements.

	Strongly Disagree	Disagree	Neither	Agree	Strongly Agree	Rating Count
I find it easy to contact my site rep	5.3% (40)	7.0% (52)	22.7% (170)	40.1% (300)	24.9% (186)	748
I think the site rep is generally helpful	5.3% (40)	3.1% (23)	21.8% (163)	40.2% (301)	29.5% (221)	748
answered question						753
skipped question						56

41. In the last three years, have you ever contacted the Allotments Team at the Council?

		Response Percent	Response Count
Yes		51.7%	394
No		40.8%	311
Can't remember		7.5%	57
answered question			762
skipped question			47



42. If you have contacted the Council staff in the last three years about your allotment, how helpful were they? Please rate on a scale of 1 to 5 where 1 is very unhelpful and 5 very helpful

	1.Very unhelpful	2	3	4	5. Very helpful	Rating Average	Rating Count
	12.3% (47)	14.9% (57)	24.5% (94)	26.9% (103)	21.4% (82)	3.30	383
answered question							383
skipped question							426




43. Please could you suggest any ways in which to make the service better with regards payments, contacting of the council, queries etc

	Response Count
	208
answered question	208
skipped question	601




44. Do you wish to answer the additional questions or go to the end of the survey?

		Response Percent	Response Count
I am willing to answer more questions		84.5%	633
I wish to go to the end of the survey		15.5%	116
answered question			749
skipped question			60

45. Does your site have an association?

		Response Percent	Response Count
Yes		44.9%	284
No		16.7%	106
Don't know		38.4%	243
answered question			633
skipped question			176

46. Do you think your site would benefit from an association?



		Response Percent	Response Count
Yes		51.5%	183
No		7.0%	25
Don't know		41.4%	147

Any comments on this idea? 62

answered question 355

skipped question 454



47. Are you involved in the association on your site?

		Response Percent	Response Count
Yes		25.3%	72
No		74.7%	213
answered question			285
skipped question			524

48. If yes why? If no, why not?

	Response Count
	194
answered question	194
skipped question	615

49. Were you aware that the rents from the plot holders do not meet the costs of the service outlined above, and that approx £51,000 (called the subsidy) is met from Council funds?

		Response Percent	Response Count
Yes		36.5%	233
No		63.5%	405
answered question			638
skipped question			171

50. To what extent do you disagree or agree with the following statements?

	Strongly Disagree	Disagree	Neither	Agree	Strongly Agree	Rating Average	Rating Count
The Council should continue to meet the costs of the service that are not met by rents from plot holders	2.6% (16)	6.9% (42)	14.5% (89)	35.9% (220)	40.1% (246)	4.04	613
Rents should be increased for all tenants to meet the difference between income and expenditure	33.5% (201)	33.3% (200)	16.3% (98)	14.0% (84)	2.8% (17)	2.19	600
Rents should be increased but not to those on a concession rate	27.2% (164)	24.6% (148)	22.1% (133)	19.6% (118)	6.5% (39)	2.53	602
answered question							632
skipped question							177

51. To what extent do you disagree or agree with the following statements?

	Strongly Disagree	Disagree	Neither	Agree	Strongly Agree	Rating Average	Rating Count
Water use should be rationed	30.6% (191)	39.9% (249)	10.9% (68)	15.9% (99)	2.7% (17)	2.20	624
Water should be charged for additionally	43.7% (271)	40.3% (250)	8.7% (54)	5.5% (34)	1.8% (11)	1.81	620
It costs as much to administer a full plot as a half plot , the rental should take this into account	20.7% (129)	27.6% (172)	23.1% (144)	20.5% (128)	8.0% (50)	2.68	623
answered question							635
skipped question							174

52. Do you have any suggestions of ways to make the Allotment Service more efficient or ideas on how to save money?

	Response Count
	283
answered question	283
skipped question	526

53. Anything else you want to say or experiences you want to share:

	Response Count
	271
answered question	271
skipped question	538













54. Are you?

		Response Percent	Response Count
Male		39.9%	300
Female		57.3%	430
Prefer not to say		2.8%	21
	answered question		751
	skipped question		58









55. What is your postcode? This will not be used to identify you - just to show us which areas of the city allotment holders live.

	Response Count
	674
answered question	674
skipped question	135










56. How would you best describe your ethnic background?

		Response Percent	Response Count
White British		85.4%	624
White Irish		0.5%	4
Any other white		6.3%	46
Asian/British – Indian		0.7%	5
Asian/British – Pakistani		0.1%	1
Asian/British – Bangladeshi		0.0%	0
Asian/British – Chinese		0.0%	0
Asian/British – Other		0.1%	1
Mixed – White and Black Caribbean		0.0%	0
Mixed – White and Black African		0.3%	2
Mixed – White and Asian		0.5%	4
Mixed – any other Mixed background		0.7%	5
Black or Black British Caribbean		0.1%	1
Black or Black British African		0.3%	2
Any other Black background		0.0%	0
Chinese		0.0%	0
Prefer not to say		4.9%	36
Other ethnic background (please specify)			17
answered question			731
skipped question			78

57. How old are you?

		Response Percent	Response Count
Under 20		0.0%	0
20-29		1.7%	13
30-39		11.5%	86
40-49		35.4%	266
50-59		22.1%	166
60-69		21.6%	162
70-79		4.9%	37
80+		0.9%	7
Prefer not to say		1.9%	14
answered question			751
skipped question			58

58. What is your employment status? (tick all that apply)




		Response Percent	Response Count
Full-time employed		42.3%	262
Part-time employed		26.5%	164
Unemployed		6.3%	39
Self-employed		20.4%	126
Full-time education		1.1%	7
Part-time education		2.1%	13
Volunteer		3.1%	19
Carer		2.7%	17
Prefer not to say		3.6%	22

Other (please specify) 143

answered question 619

skipped question 190







59. Do you have a disability?

		Response Percent	Response Count
Yes		9.0%	67
No		86.7%	645
Prefer not to say		4.3%	32



answered question 744

skipped question 65

60. What is your total household income per year (before tax)?

		Response Percent	Response Count
Less than £15,000		16.8%	122
Between £15,001 and £25,000		17.9%	130
Between £25,001 £35,000		14.7%	107
Between £35,001 £45,000		11.5%	84
Over £45,001		18.4%	134
Prefer not to say		20.7%	151
answered question			728
skipped question			81

61. Would you like to be entered into a prize draw for one of three chances to win a £20 voucher to be drawn on 20th September?

		Response Percent	Response Count
Yes		62.9%	447
No		37.1%	264
If yes, please leave name and contact details (telephone or email)			405
answered question			711
skipped question			98

62. We may like to speak to people in more details about their allotment experience. If you are willing to speak to a researcher about this, please enter you email and telephone number below. We may not be able to contact everyone who volunteers. Anyone who leaves an email will also be invited to a consultation event later in the year Thank you very much for your time.

	Response Count
	291
answered question	291
skipped question	518